

## WHAT YOU NEED:



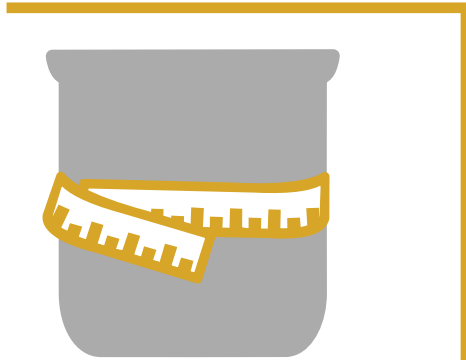
FLEXIBLE  
TAPE MEASURE



CALCULATOR  
\*OPTIONAL


## WHAT TO DO:

1



WRAP THE FLEXIBLE TAPE MEASURE  
AROUND THE OUTSIDE OF THE POT

2



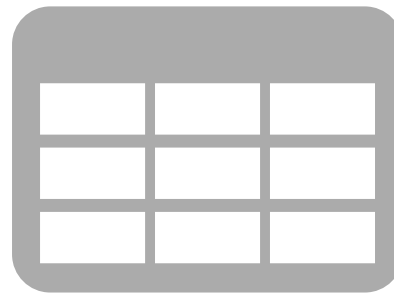
IF YOU HAVE A TEMPERATURE GAUGE OR  
DRAIN PORT, SUBTRACT THAT DISTANCE  
FROM THE POT CIRCUMFERENCE

3



CONVERT TO INCHES  
\*DIVIDE THE CENTIMETERS BY 2.54

4



USE THE CHART BELOW TO DETERMINE THE  
SIZE YOU NEED

SIZE	CIRCUMFERENCE	VOLUME
10 GAL	UNDER 45 INCHES	10 GALLONS AND UNDER
20 GAL	46-59 INCHES	11-20 GALLONS
30 GAL	60-66 INCHES	21-30 GALLONS
50 GAL	67-78 INCHES	31-50 GALLONS